





## Round Indicator Series with 22 dia. and 25 dia. (when using a ring)

- Same type as the A22-series Pushbutton Switches.
- Use 25-dia. ring to install in 25-dia. panel cutouts.
- IP65



 Refer to *Safety Precautions for All Pushbutton Switches/Indicators* and *Safety Precautions for the A22*.

### List of Models

Appearance		Model
Round	Flat 	M22-F
Square	Projection 	M22-C

### Model Number Structure

**Model Number Legend**..... Shipped as a set which includes the Display, Lamp, and Socket Unit.  
For information on combinations, refer to Ordering Information.

M22 - <sup>(1)</sup>F <sup>(2)</sup>G - <sup>(3)</sup>24A

#### (1) Display Shape

Code	Description
F	Round/Flat
C	Square/Projection

#### (2) Illumination Color

Code	Description
R	Red
G	Green
Y	Yellow
W	White
A	Blue

#### (3) Light Source

##### Without Voltage Reduction Unit

Code	Type	Operating voltage
6A	LED	6 VAC/VDC
12A		12 VAC/VDC
24A		24 VAC/VDC
5	Incandescent lamp	5 VAC/VDC
12		12 VAC/VDC
24		24 VAC/VDC

##### With Voltage Reduction Unit





Code	Type	Operating voltage
T1	LED	100 VAC
T2		200 VAC

• LED incorporates the 24-VAC/VDC type.

## Ordering Information

**Completely Assembled** ... Shipped as a set which includes the Display, Lamp, and Socket Unit.

### Indicator

Appearance	Lighting	Operating voltage	Set	Illumination color
Round/Flat without Voltage Reduction Unit M22-F 	LED	6 VAC/VDC	<b>M22-F□-6A</b>	R (red) Y (yellow) G (green) W (white) A (blue)
		12 VAC/VDC	<b>M22-F□-12A</b>	
		24 VAC/VDC	<b>M22-F□-24A</b>	
Round/Flat with Voltage Reduction Unit M22-F 	LED	100 VAC	<b>M22-F□-T1</b>	
		200 VAC	<b>M22-F□-T2</b>	
Square/Projection without Voltage Reduction Unit M22-C 	LED	6 VAC/VDC	<b>M22-C□-6A</b>	
		12 VAC/VDC	<b>M22-C□-12A</b>	
		24 VAC/VDC	<b>M22-C□-24A</b>	
Square/Projection with Voltage Reduction Unit M22-C 	LED	100 VAC	<b>M22-C□-T1</b>	
		200 VAC	<b>M22-C□-T2</b>	

Note: Insert a symbol indicating the color of the Operation Unit in the box in the model number above.

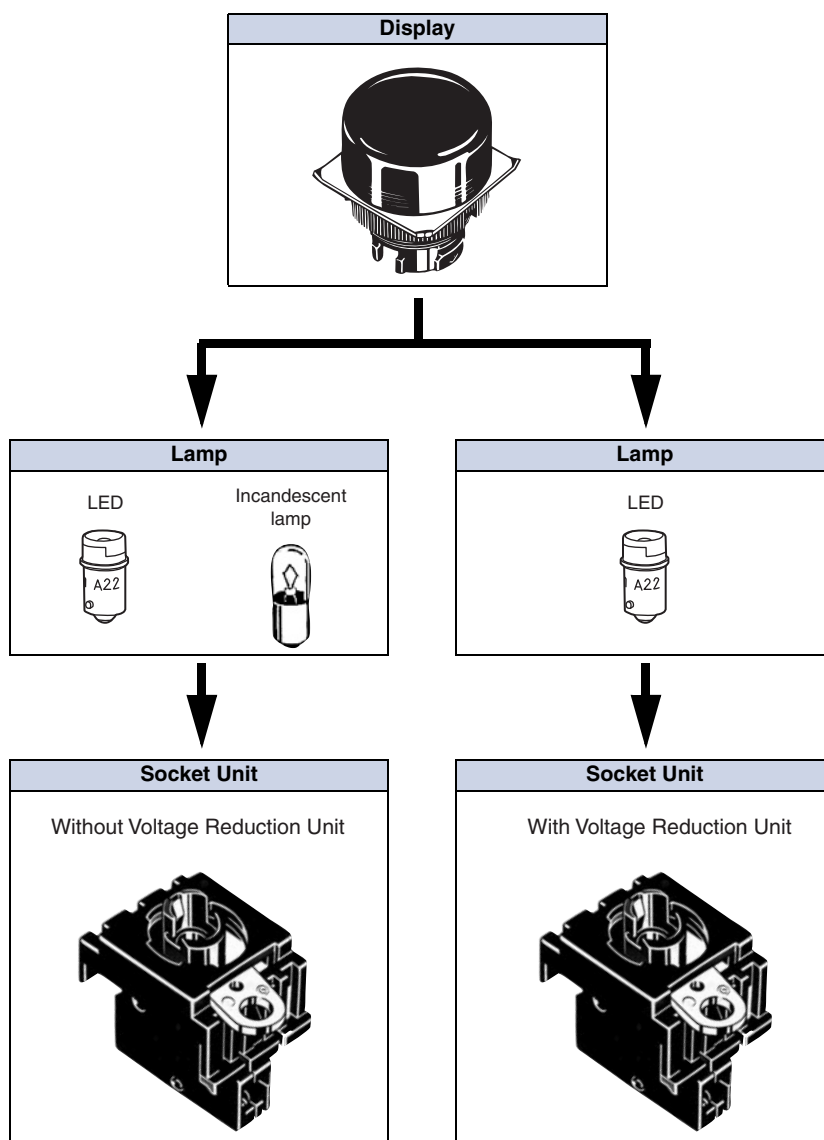
Individual models: Refer to pages 3 to 4.  
(The Display, Lamp, and Socket Unit can be ordered separately.)

■ Specifications: Refer to page 5. ■ Dimensions: Refer to page 6.  
■ Accessories: Refer to the A22.

## Ordering Information

**Subassembled** ..... The Display, Lamp, or Socket Unit can be ordered separately. Use them in combination for models that are not available as assembled Units. These can also be used as inventory for maintenance parts.

- Ordering: Specify models on the following page.



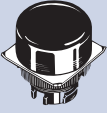

Ordering set combinations: Refer to page 2.

■ Specifications: Refer to page 5. ■ Dimensions: Refer to page 6.  
■ Accessories: Refer to the A22.

## Ordering Information


**Subassembled**..... The Display, Lamp, or Socket Unit can be ordered separately. Use them in combination for models that are not available as assembled Units. These can also be used as inventory for maintenance parts.

### Display

Appearance	Sealing	IP65	
	Color of Display	Model	
Round (Flat) 	Red	M22-FR	
	Green	M22-FG	
	Yellow	M22-FY	
	White	M22-FW	
	Blue	M22-FA	
Square (Projection) 	Red	M22-CR	
	Green	M22-CG	
	Yellow	M22-CY	
	White	M22-CW	
	Blue	M22-CA	

### Lamp


#### LED

Operating voltage			6 VAC/VDC	12 VAC/VDC	24 VAC/VDC
Appearance	AC/DC	LED light	Model		
	AC and DC	Red	A22-6AR	A22-12AR	A22-24AR
		Green	A22-6AG	A22-12AG	A22-24AG
		Yellow *	A22-6AY	A22-12AY	A22-24AY
		Blue	A22-6AA	A22-12AA	A22-24AA


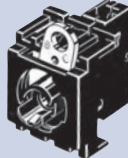
Note: For voltage-reduction lighting, use the A22-24A□. Only 24-V LED lamps can be used.

\* Used when the Display color is yellow or white.

#### Incandescent

Appearance	Operating voltage	5 VAC/VDC	12 VAC/VDC	24 VAC/VDC
		A22-5	A22-12	A22-24

#### Socket Unit

Appearance			
Item			
Classification	Without Voltage Reduction Unit	With Voltage Reduction Unit (110 VAC)	With Voltage Reduction Unit (220 VAC)
Model	M22-00	M22-00-T1	M22-00-T2

Note: For voltage-reduction LED lamps, use the A22-24A□. Only 24-V LED lamps can be used.

## Accessories, Replacements, and Tools

The M22 uses the same accessories as the A22. Refer to the relevant information in the corresponding section for the A22.

## Specifications

### Ratings

#### LED Lamp

Rated voltage	Rated current	Operating voltage
6 VAC/VDC	8 mA	6 VAC/VDC $\pm$ 5%
12 VAC/VDC		12 VAC/VDC $\pm$ 5%
24 VAC/VDC		24 VAC/VDC $\pm$ 5%

#### Incandescent Lamp

Rated voltage	Rated current	Operating voltage
6 VAC/VDC	200 mA	5 VAC/VDC
14 VAC/VDC	80 mA	12 VAC/VDC
28 VAC/VDC	40 mA	24 VAC/VDC

#### Voltage-reduction Lighting

Rated voltage	Rated current	Operating voltage	Applicable lamp (BA9S/Base: 13)
110 VAC	8 mA	100 VAC (95 to 115 V)	LED lamp (A22-24□)
220 VAC		200 VAC (190 to 230 V)	

### Characteristics

Ambient operating temperature	-20°C to 55°C
Ambient operating humidity	35% to 85%RH
Ambient storage temperature	-40°C to 70°C
Degree of protection	IP65
Electric shock protection class	Class II
PTI (tracking characteristic)	175
Degree of contamination	3 (IEC60947-5-1)

### Approved Standard Ratings

#### UL, cUL (File No. E41515)

Input voltage: 120 V max. 2.6 W max. (A22-TN)

110 VAC (A22-T1)

200 VAC (A22-T2)

Note: Only Lamp Sockets are recognized by UL.

#### CCC (GB14048.5)

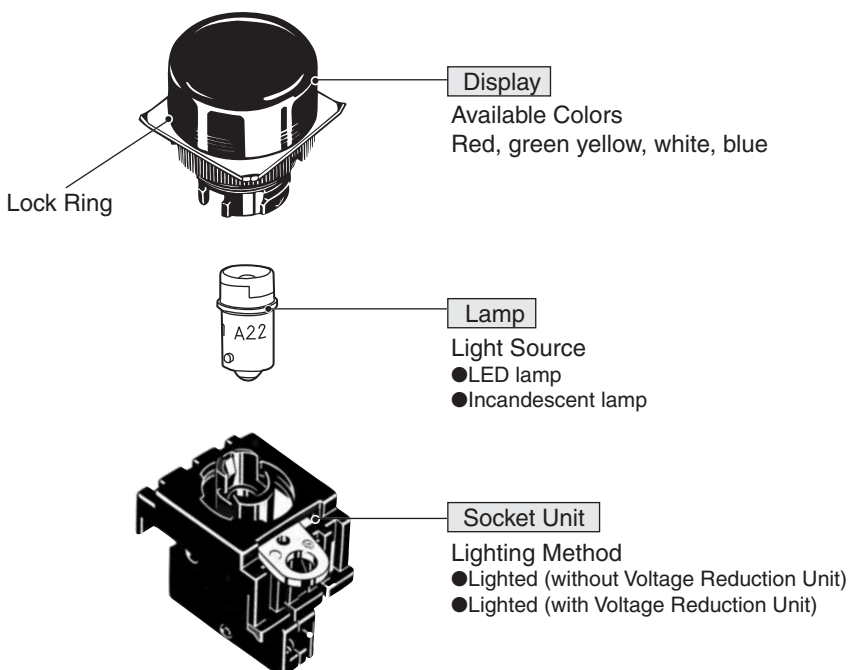
24 VAC/VDC max. (Without Voltage Reduction Unit)

100 VAC (With Voltage Reduction Unit: M22-□□-T1)

200 VAC (With Voltage Reduction Unit: M22-□□-T2)

## Nomenclature

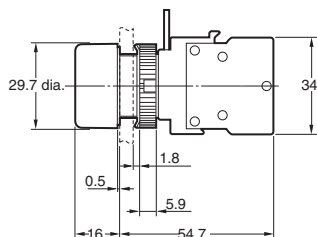
### Model Structure



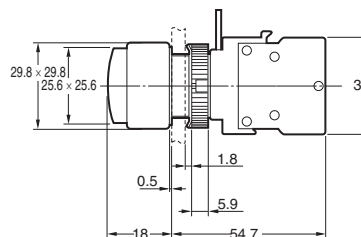
## Dimensions

### Indicators

#### Round M22-F

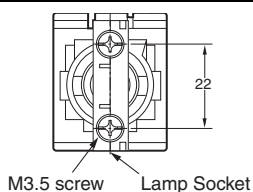


#### Square M22-C



### Terminal Arrangement (Bottom View)

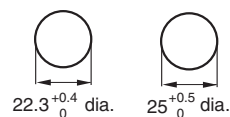
#### With/Without Voltage Reduction Unit



### Terminal Connection

Type	Without Voltage Reduction Unit	With Voltage Reduction Unit
Terminal Connection		

### Panel Cutouts



Lock Ring is provided as a standard item.

- When applying coating such as paint to the panel, the dimensions should be those after the application of coating.
- Recommended panel thickness: 1 to 5 mm.
- Use an A22Z-R25 Ring when mounting to a panel with 25-mm holes.

### Accessories

Refer to the relevant information in the corresponding section for the A22.

## Safety Precautions

Refer to *Safety Precautions for All Pushbutton Switches/Indicators* and *Safety Precautions for the A22*.

## Terms and Conditions Agreement

### Read and understand this catalog.

Please read and understand this catalog before purchasing the products. Please consult your OMRON representative if you have any questions or comments.

### Warranties.

(a) Exclusive Warranty. Omron's exclusive warranty is that the Products will be free from defects in materials and workmanship for a period of twelve months from the date of sale by Omron (or such other period expressed in writing by Omron). Omron disclaims all other warranties, express or implied.

(b) Limitations. OMRON MAKES NO WARRANTY OR REPRESENTATION, EXPRESS OR IMPLIED, ABOUT NON-INFRINGEMENT, MERCHANTABILITY OR FITNESS FOR A PARTICULAR PURPOSE OF THE PRODUCTS. BUYER ACKNOWLEDGES THAT IT ALONE HAS DETERMINED THAT THE PRODUCTS WILL SUITABLY MEET THE REQUIREMENTS OF THEIR INTENDED USE.

Omron further disclaims all warranties and responsibility of any type for claims or expenses based on infringement by the Products or otherwise of any intellectual property right. (c) Buyer Remedy. Omron's sole obligation hereunder shall be, at Omron's election, to (i) replace (in the form originally shipped with Buyer responsible for labor charges for removal or replacement thereof) the non-complying Product, (ii) repair the non-complying Product, or (iii) repay or credit Buyer an amount equal to the purchase price of the non-complying Product; provided that in no event shall Omron be responsible for warranty, repair, indemnity or any other claims or expenses regarding the Products unless Omron's analysis confirms that the Products were properly handled, stored, installed and maintained and not subject to contamination, abuse, misuse or inappropriate modification. Return of any Products by Buyer must be approved in writing by Omron before shipment. Omron Companies shall not be liable for the suitability or unsuitability or the results from the use of Products in combination with any electrical or electronic components, circuits, system assemblies or any other materials or substances or environments. Any advice, recommendations or information given orally or in writing, are not to be construed as an amendment or addition to the above warranty.

See <http://www.omron.com/global/> or contact your Omron representative for published information.

### Limitation on Liability; Etc.

OMRON COMPANIES SHALL NOT BE LIABLE FOR SPECIAL, INDIRECT, INCIDENTAL, OR CONSEQUENTIAL DAMAGES, LOSS OF PROFITS OR PRODUCTION OR COMMERCIAL LOSS IN ANY WAY CONNECTED WITH THE PRODUCTS, WHETHER SUCH CLAIM IS BASED IN CONTRACT, WARRANTY, NEGLIGENCE OR STRICT LIABILITY.

Further, in no event shall liability of Omron Companies exceed the individual price of the Product on which liability is asserted.

### Suitability of Use.

Omron Companies shall not be responsible for conformity with any standards, codes or regulations which apply to the combination of the Product in the Buyer's application or use of the Product. At Buyer's request, Omron will provide applicable third party certification documents identifying ratings and limitations of use which apply to the Product. This information by itself is not sufficient for a complete determination of the suitability of the Product in combination with the end product, machine, system, or other application or use. Buyer shall be solely responsible for determining appropriateness of the particular Product with respect to Buyer's application, product or system. Buyer shall take application responsibility in all cases.

NEVER USE THE PRODUCT FOR AN APPLICATION INVOLVING SERIOUS RISK TO LIFE OR PROPERTY OR IN LARGE QUANTITIES WITHOUT ENSURING THAT THE SYSTEM AS A WHOLE HAS BEEN DESIGNED TO ADDRESS THE RISKS, AND THAT THE OMRON PRODUCT(S) IS PROPERLY RATED AND INSTALLED FOR THE INTENDED USE WITHIN THE OVERALL EQUIPMENT OR SYSTEM.

### Programmable Products.

Omron Companies shall not be responsible for the user's programming of a programmable Product, or any consequence thereof.

### Performance Data.

Data presented in Omron Company websites, catalogs and other materials is provided as a guide for the user in determining suitability and does not constitute a warranty. It may represent the result of Omron's test conditions, and the user must correlate it to actual application requirements. Actual performance is subject to the Omron's Warranty and Limitations of Liability.

### Change in Specifications.

Product specifications and accessories may be changed at any time based on improvements and other reasons. It is our practice to change part numbers when published ratings or features are changed, or when significant construction changes are made. However, some specifications of the Product may be changed without any notice. When in doubt, special part numbers may be assigned to fix or establish key specifications for your application. Please consult with your Omron's representative at any time to confirm actual specifications of purchased Product.

### Errors and Omissions.

Information presented by Omron Companies has been checked and is believed to be accurate; however, no responsibility is assumed for clerical, typographical or proofreading errors or omissions.