

Flat Capacitive Sensor with a Thickness of Only 10 mm



- Flat Sensor with excellent space efficiency.
(Model with built-in Amplifier is only 10 mm thick.)
- Direct mounting onto a metallic surface is possible.




For the most recent information on models that have been certified for safety standards, refer to your OMRON website.



Be sure to read *Safety Precautions* on page 3.

Ordering Information

Sensors [Refer to *Dimensions* on page 4.]

Appearance	Sensing distance	Output configuration	Model/Operation mode	
			NO	NC
Flat Unshielded 	10 mm	DC 3-wire NPN	E2K-F10MC1 2M	E2K-F10MC2 2M
	10 mm [4 to 10 mm *]		E2K-F10MC1-A 2M	E2K-F10MC2-A 2M

* Adjustable range

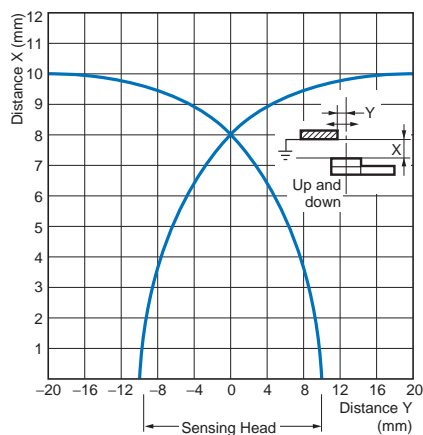
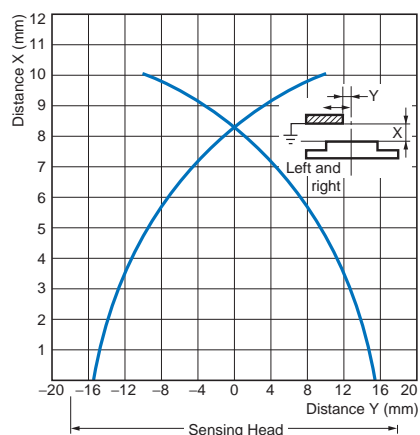
Ratings and Specifications

Item	Model	E2K-F10MC□-A	E2K-F10MC□
Sensing distance		10 mm (Sensing distance adjustable range: 4 to 10 mm)	10 mm ±10%
Set distance		0 to 7.5 mm *	
Differential travel		15% max. of sensing distance	
Detectable object		Conductors and dielectrics	
Standard sensing object		Grounded metal plate: 50 × 50 × 1 mm	
Response frequency		100 Hz	
Power supply voltage (operating voltage range)		12 to 24 VDC (10 to 30 VDC), ripple (p-p): 10% max.	
Current consumption		10 mA max. at 24 VDC	
Control output	Load current	NPN open collector, 100 mA max. (at 30 VDC)	
	Residual voltage	1.5 V max. (Load current: 100 mA, Cable length: 2 m)	
Indicators		Detection indicator (red)	
Number of turns of sensitivity adjustment		12 turns	—
Operation mode (with sensing object approaching)		NO (Refer to the timing charts under <i>I/O Circuit Diagrams</i> on page 3 for details.)	
Protection circuits		Reverse polarity protection, Surge suppressor	
Ambient temperature range		Operating/Storage: -10 to 55°C (with no icing or condensation)	
Ambient humidity range		Operating/Storage: 35% to 95%	Operating/Storage: 35% to 95%
Temperature influence		±15% max. of sensing distance at 23°C in the temperature range of -10 to 55°C	
Voltage influence		±2.5% max. of sensing distance at rated voltage at rated voltage ±10%	
Insulation resistance		50 MΩ min. (at 500 VDC) between current-carrying parts and case	
Dielectric strength		500 VAC, 50/60 Hz for 1 min between current-carrying parts and case	
Vibration resistance		Destruction: 10 to 55 Hz, 1.5-mm double amplitude for 2 hours each in X, Y, and Z directions	
Shock resistance		Destruction: 500 m/s ² 3 times each in X, Y, and Z directions	
Degree of protection		IP64 (IEC)	IP66 (IEC)
Connection method		Pre-wired Models (Standard cable length: 2 m)	
Weight (packed state)		Approx. 35 g	
Materials	Case	Heat-resistant ABS	
	Sensing surface		
Accessories		Instruction manual	

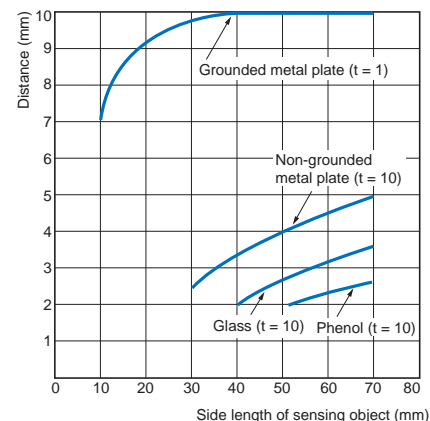
* The value for the E2K-F10MC□-A is when it is adjusted to 10 mm.

Engineering Data (Reference Value)

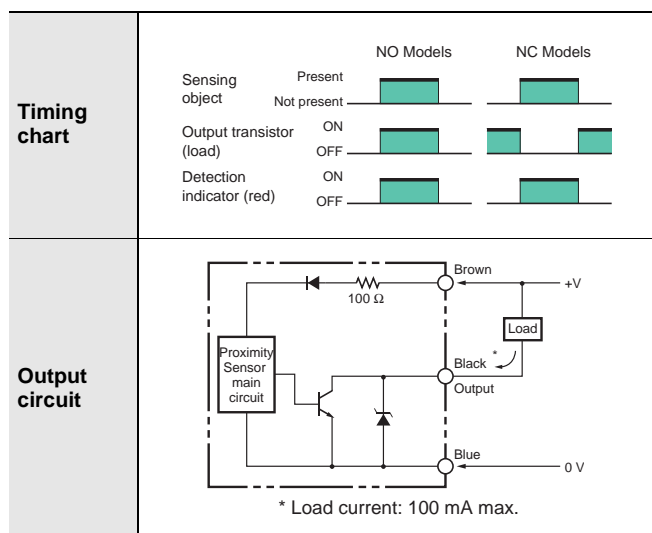
Sensing Area (Grounded Metal Plate)



Influence of Sensing Object Size and Material



I/O Circuit Diagrams



Safety Precautions

Refer to *Warranty and Limitations of Liability*.

WARNING

This product is not designed or rated for ensuring safety of persons either directly or indirectly. Do not use it for such purposes.



Precautions for Correct Use

Do not use this product under ambient conditions that exceed the ratings.

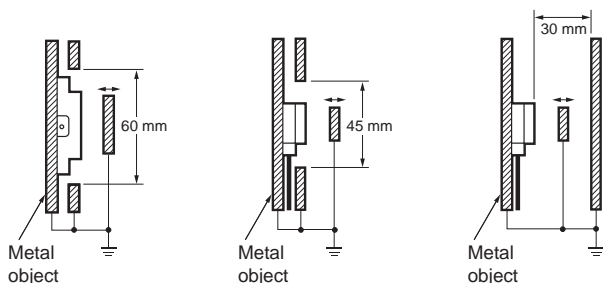
● **Design**

Sensing Object Material

The E2K-F can detect almost any type of object. The sensing distance of the E2K-F, however, will vary with the electrical characteristics of the object, such as the conductance and inductance of the object, and the water content and capacity of the object. The maximum sensing distance of the E2K-F will be obtained if the object is made of grounded metal. There are objects that cannot be detected indirectly. Therefore, be sure to test the E2K-F in a trial operation with the objects before using the E2K-F in actual applications.

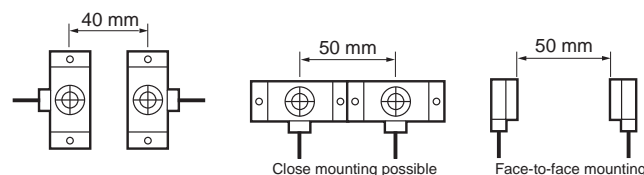
Influence of Surrounding Metal

Separate the E2K-F from surrounding metal as shown below.



Mutual Interference

When mounting more than one E2K-F face-to-face or side-by-side, separate them as shown below.



Effects of a High-frequency Electromagnetic Field

The E2K-F may malfunction if there is an ultrasonic washer, high-frequency generator, transceiver, portable telephone, or inverter nearby.

For major measures, refer to *Noise of Warranty and Limitations of Liability* for Photoelectric Sensors.

● **Wiring**

The characteristics of the E2K-F will not change if the cable is extended. Extending the cable, however, will result in a voltage drop, so do not extend the length past 200 m.

● **Mounting**

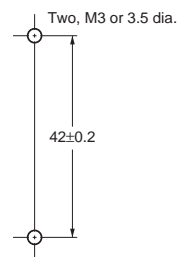
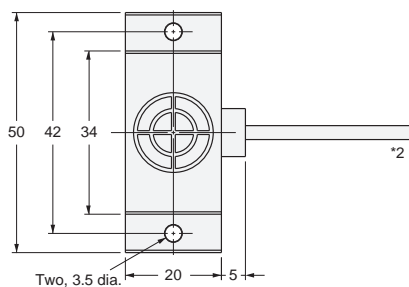
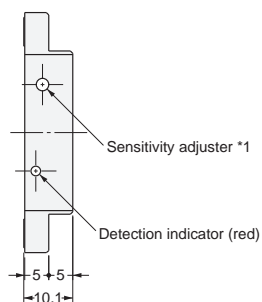
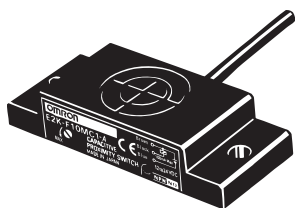
Sensitivity Adjustment

For information on the sensitivity adjustment, refer to *Technical Guide for Operation* for information for Proximity Sensor.

Dimensions

E2K-F

Mounting Hole Dimensions



- *1. Only the E2K-F10MC□-A has a sensitivity adjuster.
- *2. 2.9-dia. vinyl-insulated round cable
(Conductor cross section: 0.14 mm²,
Insulator diameter: 0.9 mm), Standard length: 2 m.

Terms and Conditions Agreement

Read and understand this catalog.

Please read and understand this catalog before purchasing the products. Please consult your OMRON representative if you have any questions or comments.

Warranties.

(a) Exclusive Warranty. Omron's exclusive warranty is that the Products will be free from defects in materials and workmanship for a period of twelve months from the date of sale by Omron (or such other period expressed in writing by Omron). Omron disclaims all other warranties, express or implied.

(b) Limitations. OMRON MAKES NO WARRANTY OR REPRESENTATION, EXPRESS OR IMPLIED, ABOUT NON-INFRINGEMENT, MERCHANTABILITY OR FITNESS FOR A PARTICULAR PURPOSE OF THE PRODUCTS. BUYER ACKNOWLEDGES THAT IT ALONE HAS DETERMINED THAT THE PRODUCTS WILL SUITABLY MEET THE REQUIREMENTS OF THEIR INTENDED USE.

Omron further disclaims all warranties and responsibility of any type for claims or expenses based on infringement by the Products or otherwise of any intellectual property right. (c) Buyer Remedy. Omron's sole obligation hereunder shall be, at Omron's election, to (i) replace (in the form originally shipped with Buyer responsible for labor charges for removal or replacement thereof) the non-complying Product, (ii) repair the non-complying Product, or (iii) repay or credit Buyer an amount equal to the purchase price of the non-complying Product; provided that in no event shall Omron be responsible for warranty, repair, indemnity or any other claims or expenses regarding the Products unless Omron's analysis confirms that the Products were properly handled, stored, installed and maintained and not subject to contamination, abuse, misuse or inappropriate modification. Return of any Products by Buyer must be approved in writing by Omron before shipment. Omron Companies shall not be liable for the suitability or unsuitability or the results from the use of Products in combination with any electrical or electronic components, circuits, system assemblies or any other materials or substances or environments. Any advice, recommendations or information given orally or in writing, are not to be construed as an amendment or addition to the above warranty.

See <http://www.omron.com/global/> or contact your Omron representative for published information.

Limitation on Liability; Etc.

OMRON COMPANIES SHALL NOT BE LIABLE FOR SPECIAL, INDIRECT, INCIDENTAL, OR CONSEQUENTIAL DAMAGES, LOSS OF PROFITS OR PRODUCTION OR COMMERCIAL LOSS IN ANY WAY CONNECTED WITH THE PRODUCTS, WHETHER SUCH CLAIM IS BASED IN CONTRACT, WARRANTY, NEGLIGENCE OR STRICT LIABILITY.

Further, in no event shall liability of Omron Companies exceed the individual price of the Product on which liability is asserted.

Suitability of Use.

Omron Companies shall not be responsible for conformity with any standards, codes or regulations which apply to the combination of the Product in the Buyer's application or use of the Product. At Buyer's request, Omron will provide applicable third party certification documents identifying ratings and limitations of use which apply to the Product. This information by itself is not sufficient for a complete determination of the suitability of the Product in combination with the end product, machine, system, or other application or use. Buyer shall be solely responsible for determining appropriateness of the particular Product with respect to Buyer's application, product or system. Buyer shall take application responsibility in all cases.

NEVER USE THE PRODUCT FOR AN APPLICATION INVOLVING SERIOUS RISK TO LIFE OR PROPERTY OR IN LARGE QUANTITIES WITHOUT ENSURING THAT THE SYSTEM AS A WHOLE HAS BEEN DESIGNED TO ADDRESS THE RISKS, AND THAT THE OMRON PRODUCT(S) IS PROPERLY RATED AND INSTALLED FOR THE INTENDED USE WITHIN THE OVERALL EQUIPMENT OR SYSTEM.

Programmable Products.

Omron Companies shall not be responsible for the user's programming of a programmable Product, or any consequence thereof.

Performance Data.

Data presented in Omron Company websites, catalogs and other materials is provided as a guide for the user in determining suitability and does not constitute a warranty. It may represent the result of Omron's test conditions, and the user must correlate it to actual application requirements. Actual performance is subject to the Omron's Warranty and Limitations of Liability.

Change in Specifications.

Product specifications and accessories may be changed at any time based on improvements and other reasons. It is our practice to change part numbers when published ratings or features are changed, or when significant construction changes are made. However, some specifications of the Product may be changed without any notice. When in doubt, special part numbers may be assigned to fix or establish key specifications for your application. Please consult with your Omron's representative at any time to confirm actual specifications of purchased Product.

Errors and Omissions.

Information presented by Omron Companies has been checked and is believed to be accurate; however, no responsibility is assumed for clerical, typographical or proofreading errors or omissions.

2015.2

In the interest of product improvement, specifications are subject to change without notice.

OMRON Corporation
Industrial Automation Company

<http://www.ia.omron.com/>

(c)Copyright OMRON Corporation 2015 All Right Reserved.