

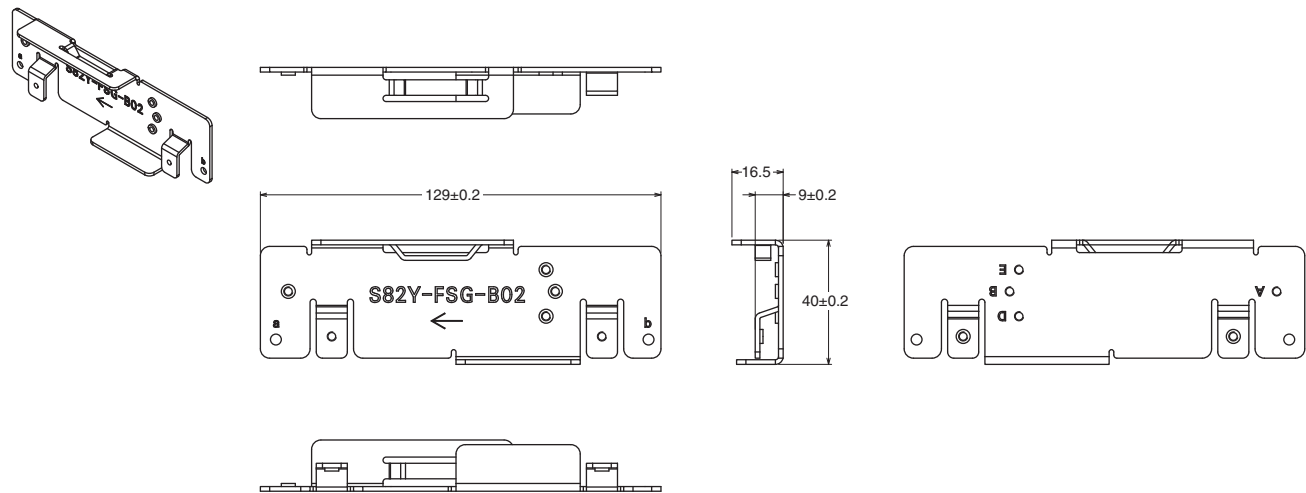
# S8JX-P Series Replacement Brackets

Original model mounting method	Replacement model: S8JX-P	Replacement model: S8FS-G	Replacement bracket	
	Model scheduled to be discontinued	Recommended replacement model	Model	Page
Bottom mounting	S8JX-P050□□	S8FS-G050□□	S82Y-FSG-B02	page 2
	S8JX-P100□□	S8FS-G100□□	S82Y-FSG-B03	page 3
	S8JX-P150□□	S8FS-G150□□	S82Y-FSG-B04	page 4
	S8JX-P300□□	S8FS-G300□□	S82Y-FSG-B05	page 5
	S8JX-P600□□	S8FS-G600□□	S82Y-FSG-B07	page 6
Front mounting	S8JX-P050□□	S8FS-G050□□	S82Y-FSG-F31	page 7
	S8JX-P100□□	S8FS-G100□□	S82Y-FSG-F32	page 8
	S8JX-P150□□	S8FS-G150□□		
	S8JX-P300□□	S8FS-G300□□	S82Y-FSG-F36	page 9
	S8JX-P600□□	S8FS-G600□□	S82Y-FSG-F38	page 10
Side mounting	S8JX-P050□□	S8FS-G050□□	S82Y-FSG-S22	page 11
	S8JX-P100□□	S8FS-G100□□	S82Y-FSG-S23	page 12
	S8JX-P150□□	S8FS-G150□□	S82Y-FSG-S24	page 13
	S8JX-P300□□	S8FS-G300□□	S82Y-FSG-S25	page 14
	S8JX-P600□□	S8FS-G600□□	S82Y-FSG-S26	page 15

# S8JX-P Series Replacement Brackets

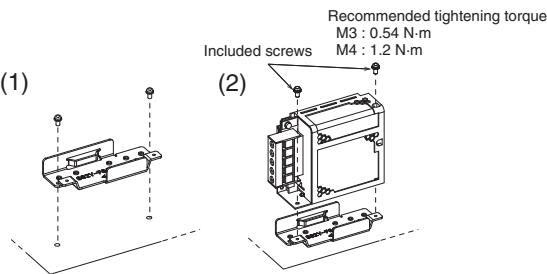
## Bottom mounting

### S82Y-FSG-B02



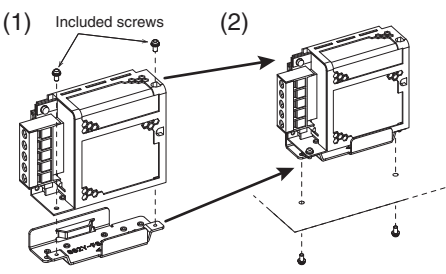
#### Mounting method

##### Mounting using product mounting holes



**Note:** The figure above shows the mounting direction for S82Y-FSG-B01, a similar product. The shape of S82Y-FSG-B02 will be slightly different.

##### Mounting using product screw holes

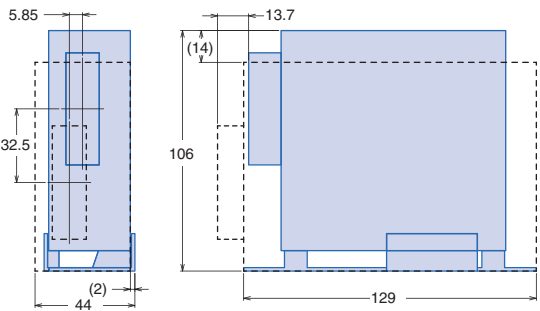


**Note:** The figure above shows the mounting direction for S82Y-FSG-B01, a similar product. The shape of S82Y-FSG-B02 will be slightly different.

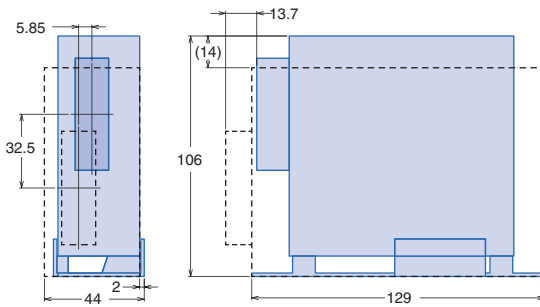
#### Mounting dimension differences before/after replacement

##### Mounting using product mounting holes

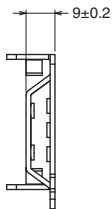
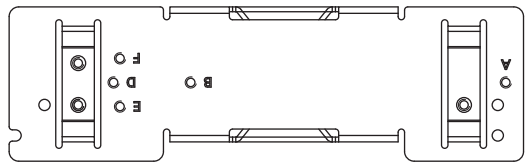
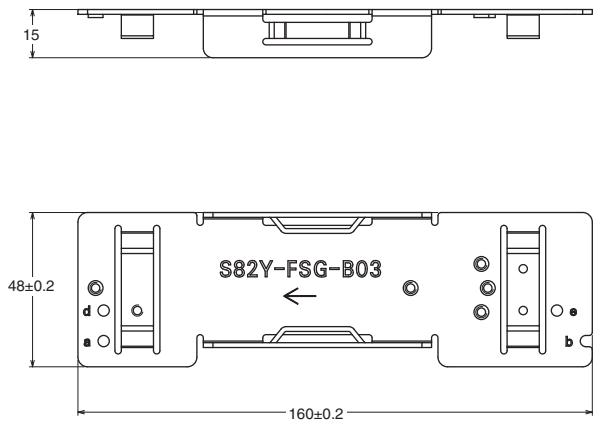
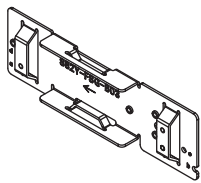
###### S8JX-P050



##### Mounting using product screw holes

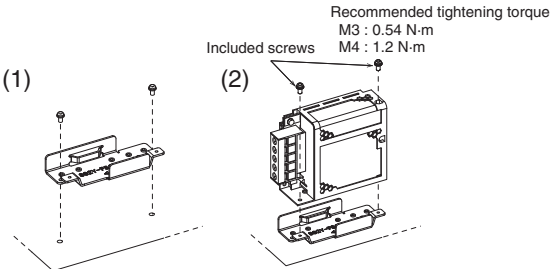


## S82Y-FSG-B03



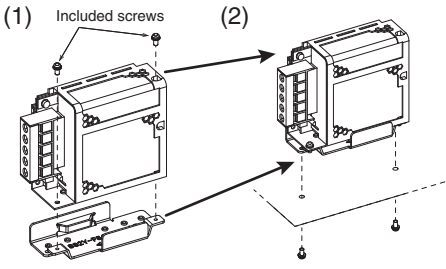
### Mounting method

#### Mounting using product mounting holes



**Note:** The figure above shows the mounting direction for S82Y-FSG-B01, a similar product. The shape of S82Y-FSG-B03 will be slightly different.

#### Mounting using product screw holes

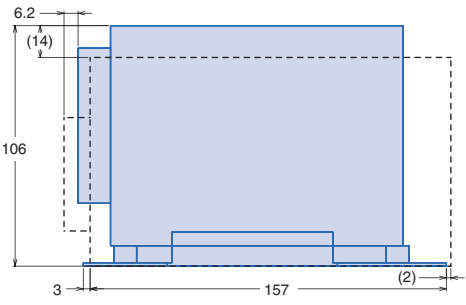
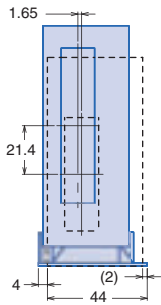


**Note:** The figure above shows the mounting direction for S82Y-FSG-B01, a similar product. The shape of S82Y-FSG-B03 will be slightly different.

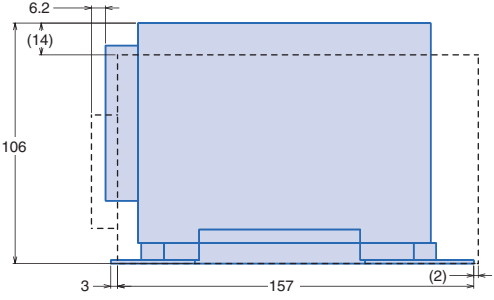
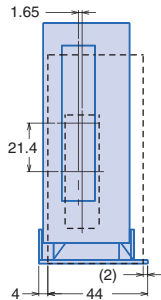
### Mounting dimension differences before/after replacement

#### S8JX-P100

#### Mounting using product mounting holes

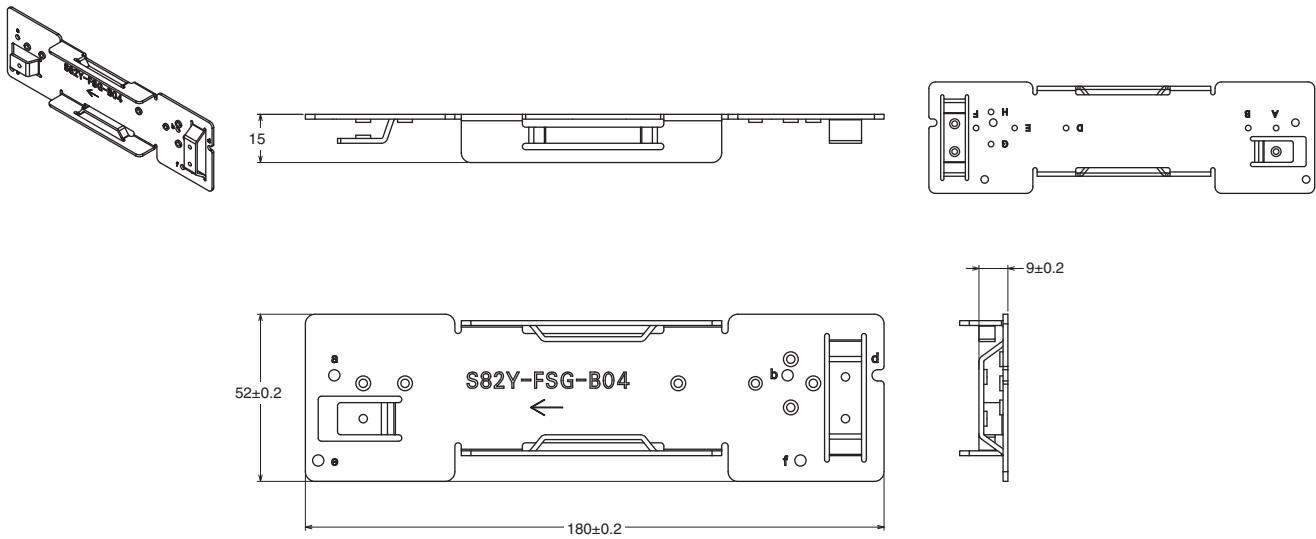


#### Mounting using product screw holes



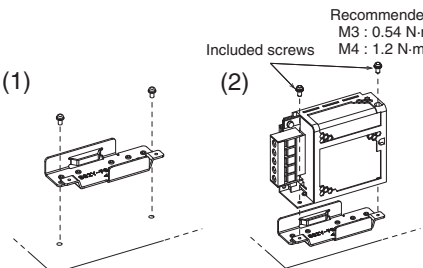
# S8JX-P Series Replacement Brackets

## S82Y-FSG-B04



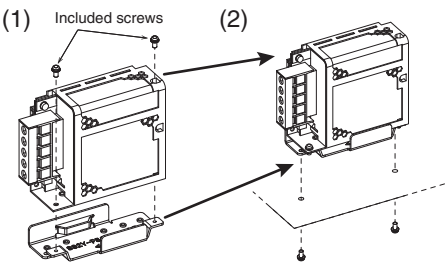
### Mounting method

#### Mounting using product mounting holes



**Note:** The figure above shows the mounting direction for S82Y-FSG-B01, a similar product. The shape of S82Y-FSG-B04 will be slightly different.

#### Mounting using product screw holes

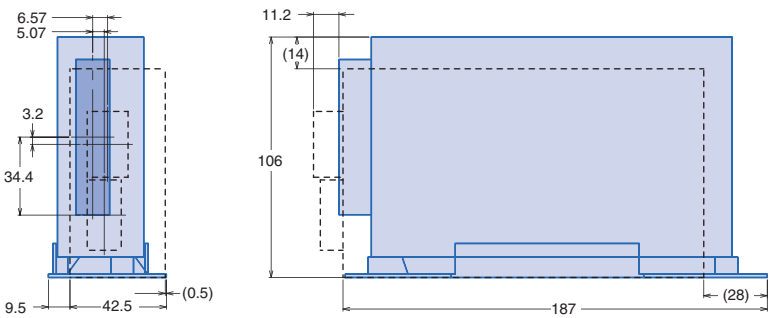


**Note:** The figure above shows the mounting direction for S82Y-FSG-B01, a similar product. The shape of S82Y-FSG-B04 will be slightly different.

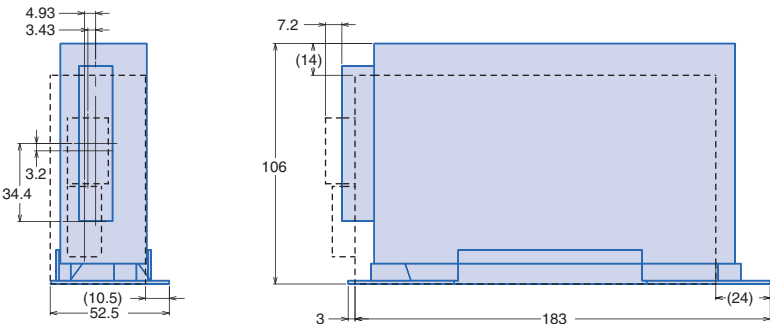
### Mounting dimension differences before/after replacement

#### S8JX-P150

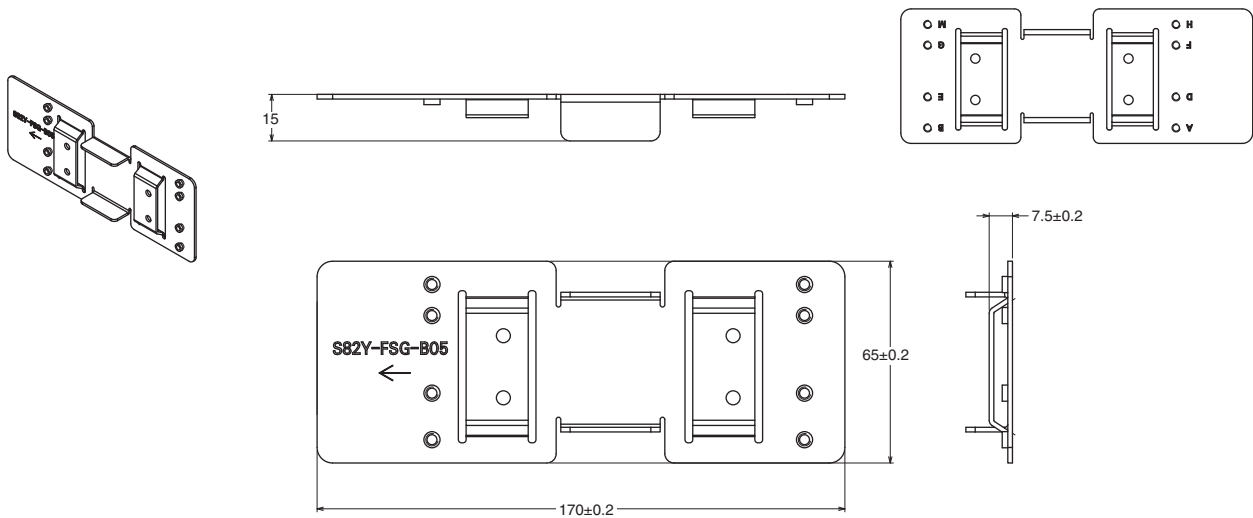
#### Mounting using product mounting holes



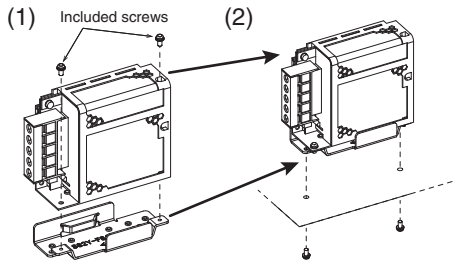
#### Mounting using product screw holes



## S82Y-FSG-B05



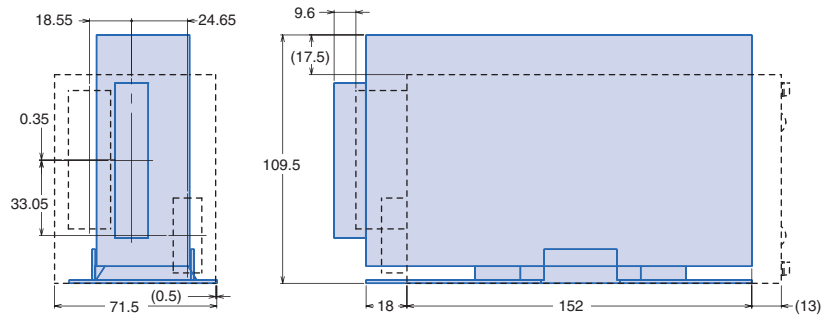
### Mounting method



**Note:** The figure above shows the mounting direction for S82Y-FSG-B01, a similar product. The shape of S82Y-FSG-B05 will be slightly different.

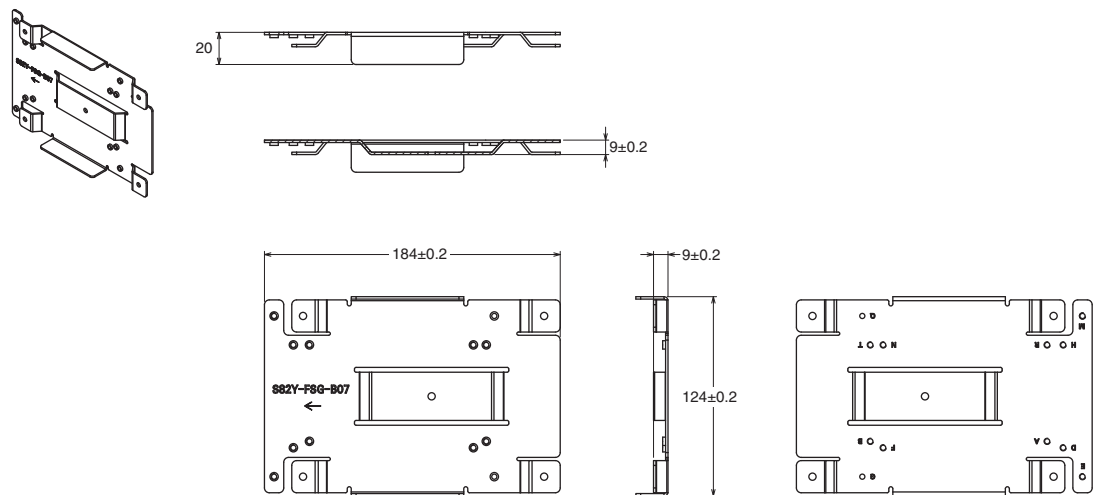
### Mounting dimension differences before/after replacement

#### S8JX-P300

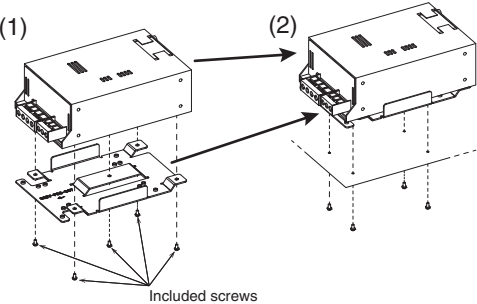


# S8JX-P Series Replacement Brackets

## S82Y-FSG-B07

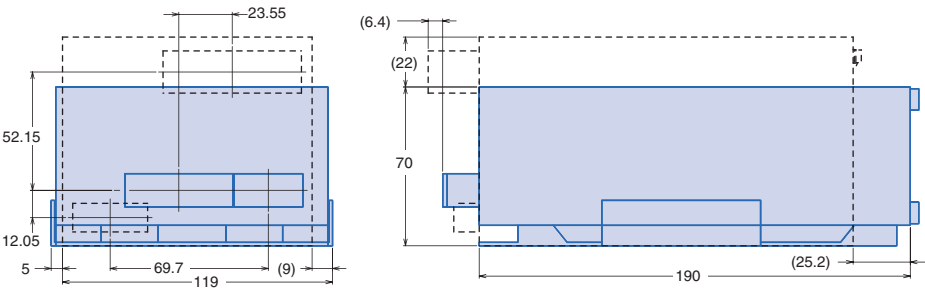


### Mounting method



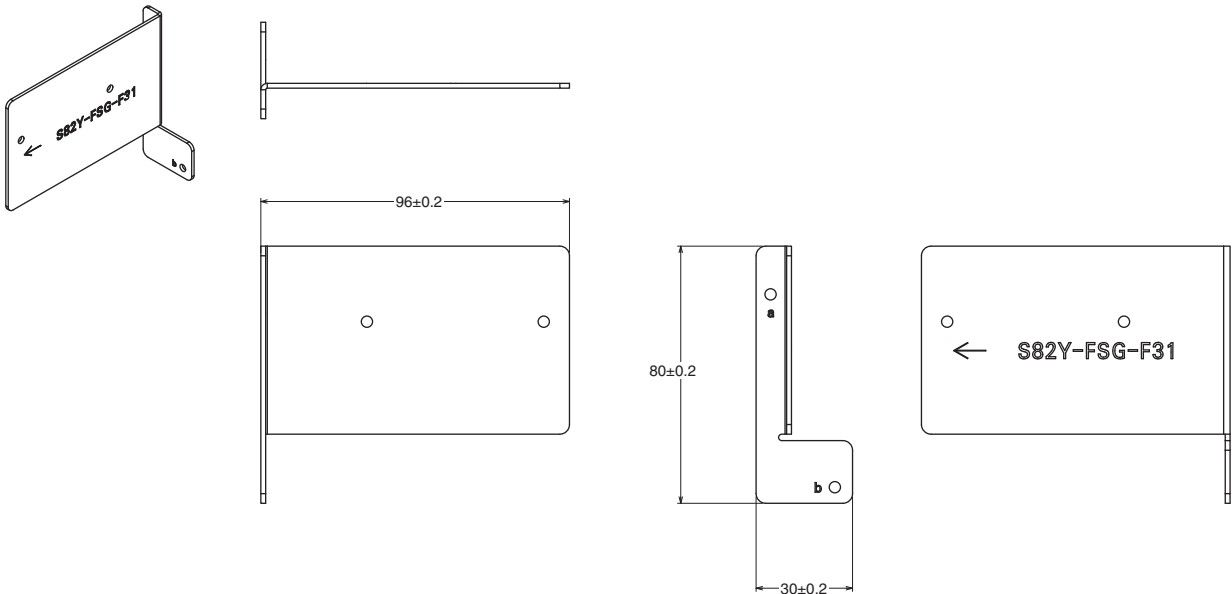
### Mounting dimension differences before/after replacement

S8JX-P600

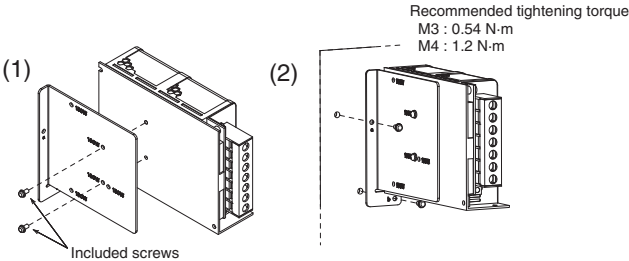


Front mounting

S82Y-FSG-F31



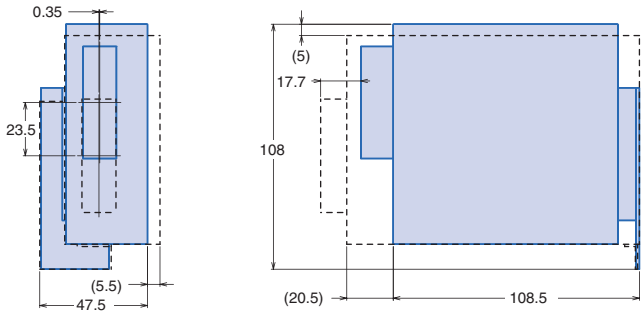
Mounting method



**Note:** The figure above shows the mounting direction for S82Y-FSG-F32, a similar product. The shape of S82Y-FSG-F31 will be slightly different.

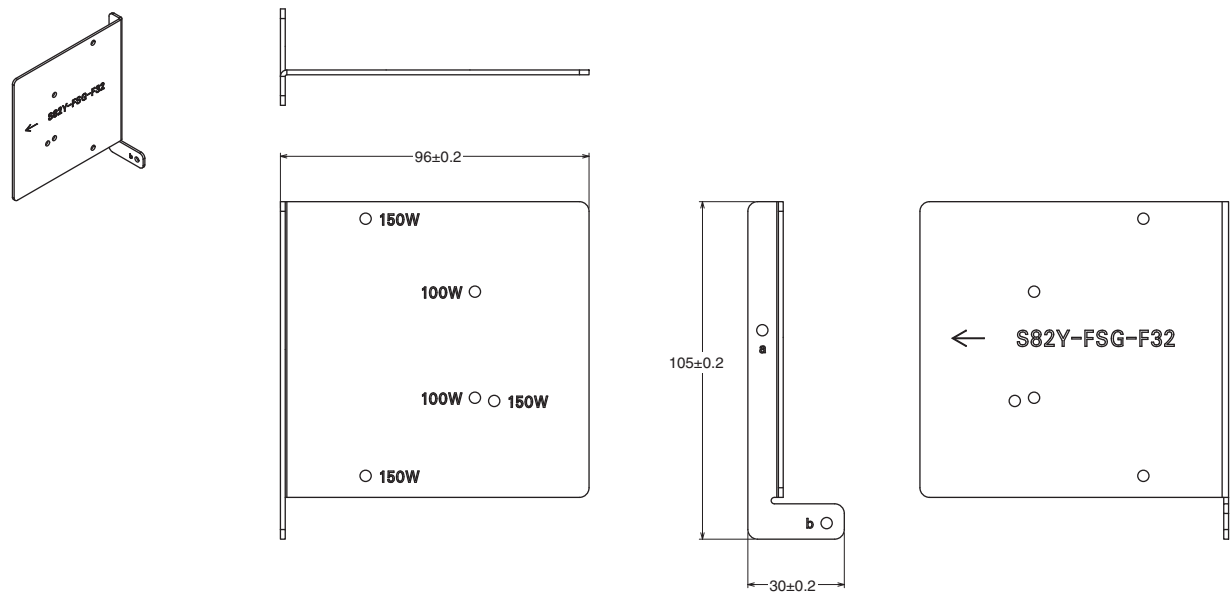
Mounting dimension differences before/after replacement

S8JX-P050

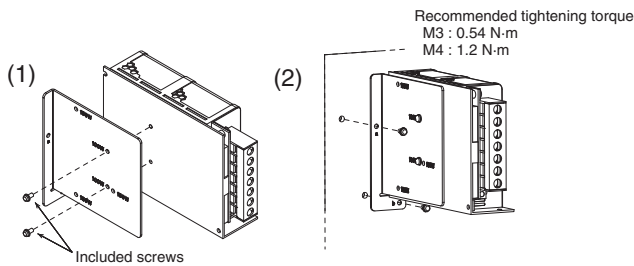


# S8JX-P Series Replacement Brackets

## S82Y-FSG-F32

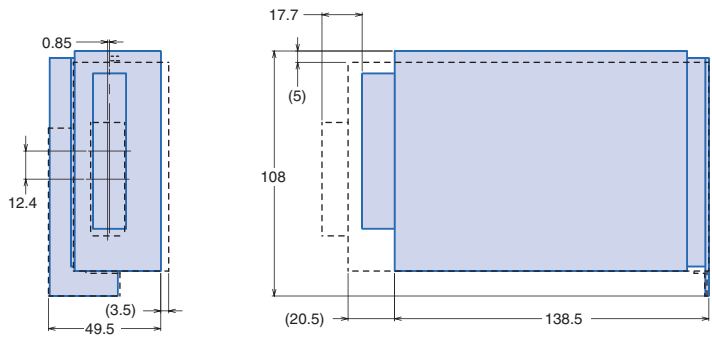


### Mounting method

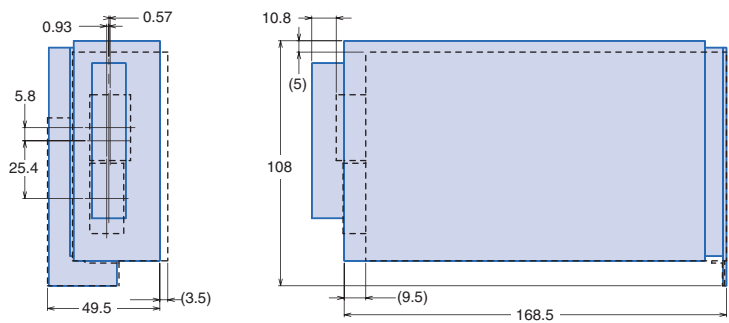


### Mounting dimension differences before/after replacement

#### S8JX-P100

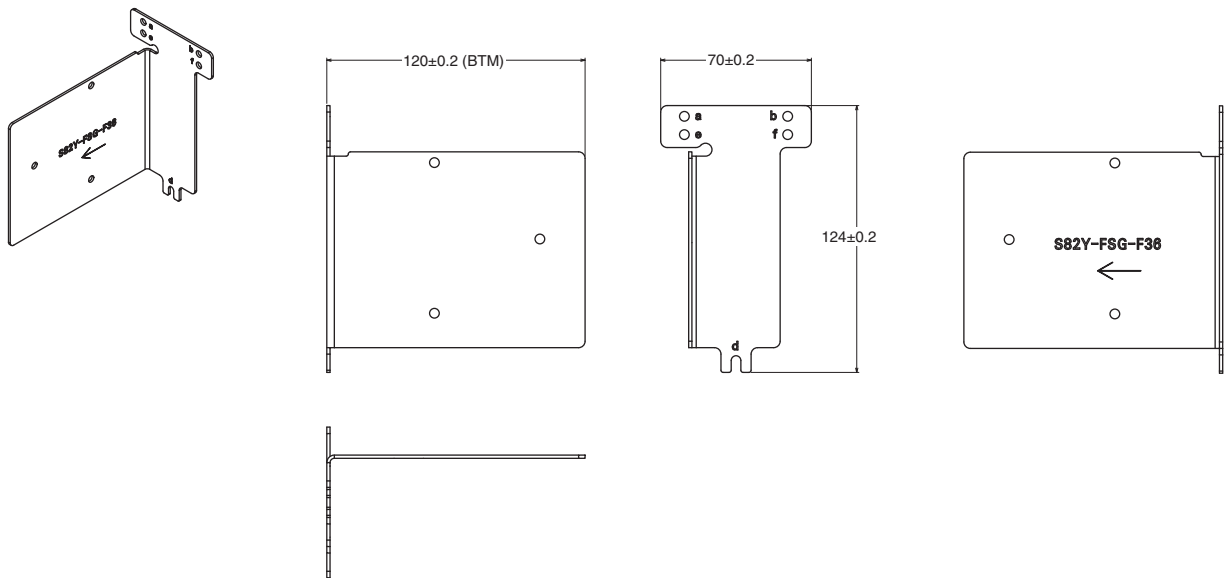


#### S8JX-P150

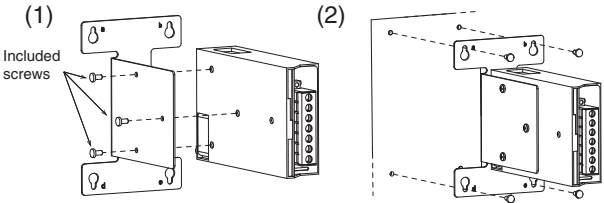




## S82Y-FSG-F36



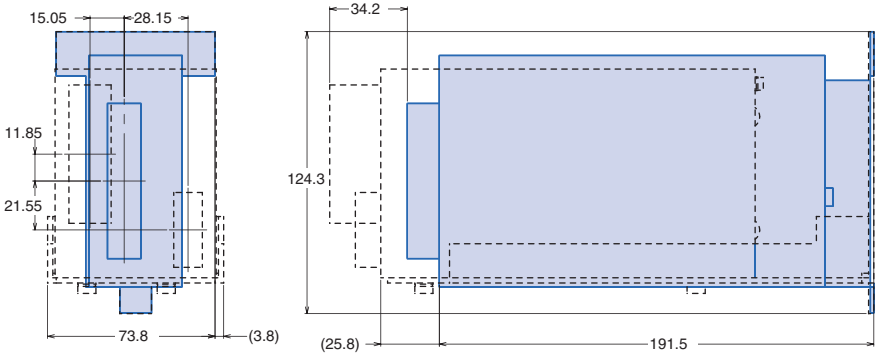
### Mounting method



**Note:** The figure above shows the mounting direction for S82Y-FSG-F37, a similar product. The shape of S82Y-FSG-F36 will be slightly different.

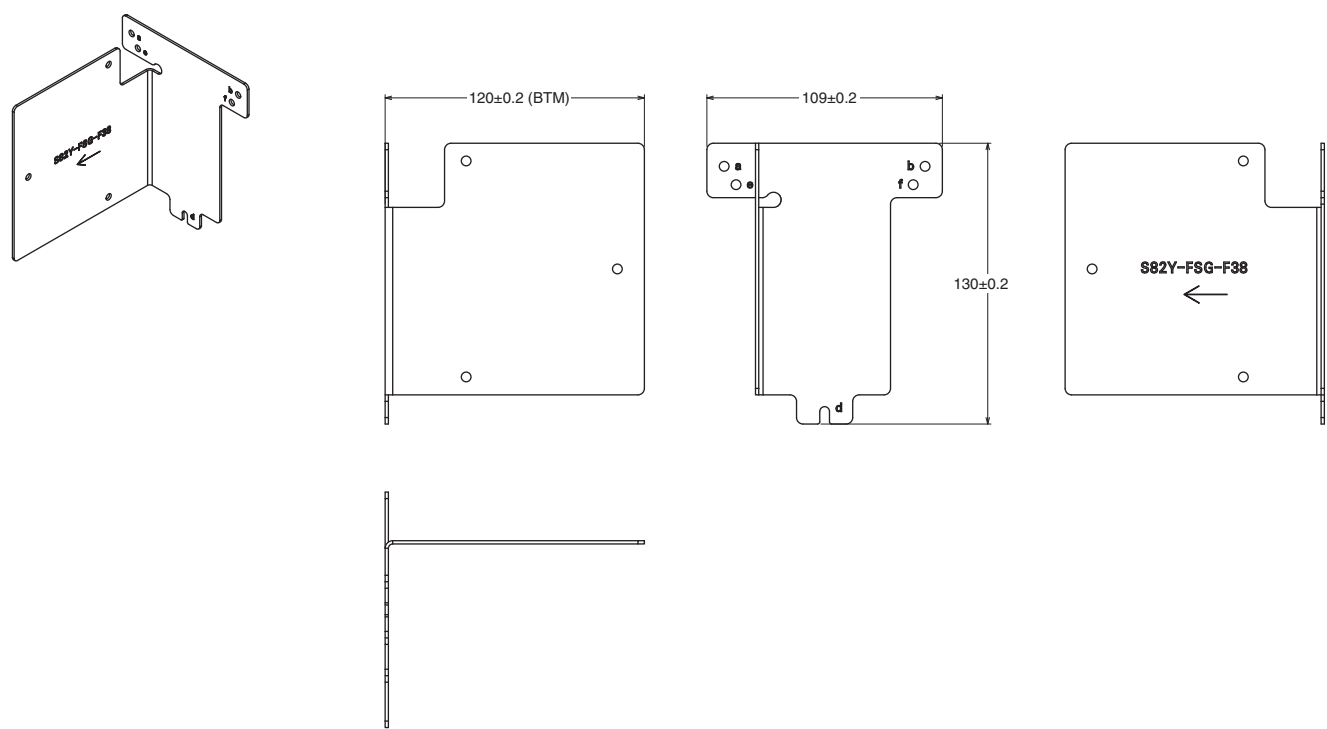
### Mounting dimension differences before/after replacement

S8JX-P300

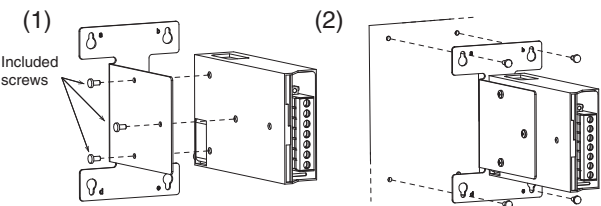


# S8JX-P Series Replacement Brackets

## S82Y-FSG-F38



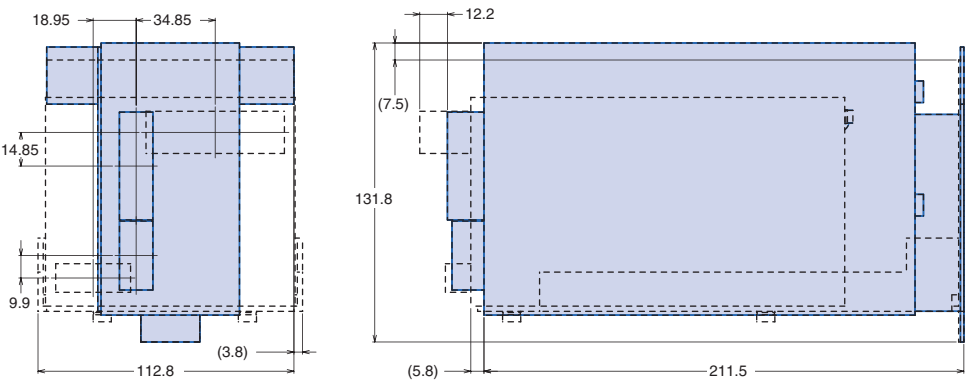
### Mounting method



**Note:** The figure above shows the mounting direction for S82Y-FSG-F37, a similar product. The shape of S82Y-FSG-F38 will be slightly different.

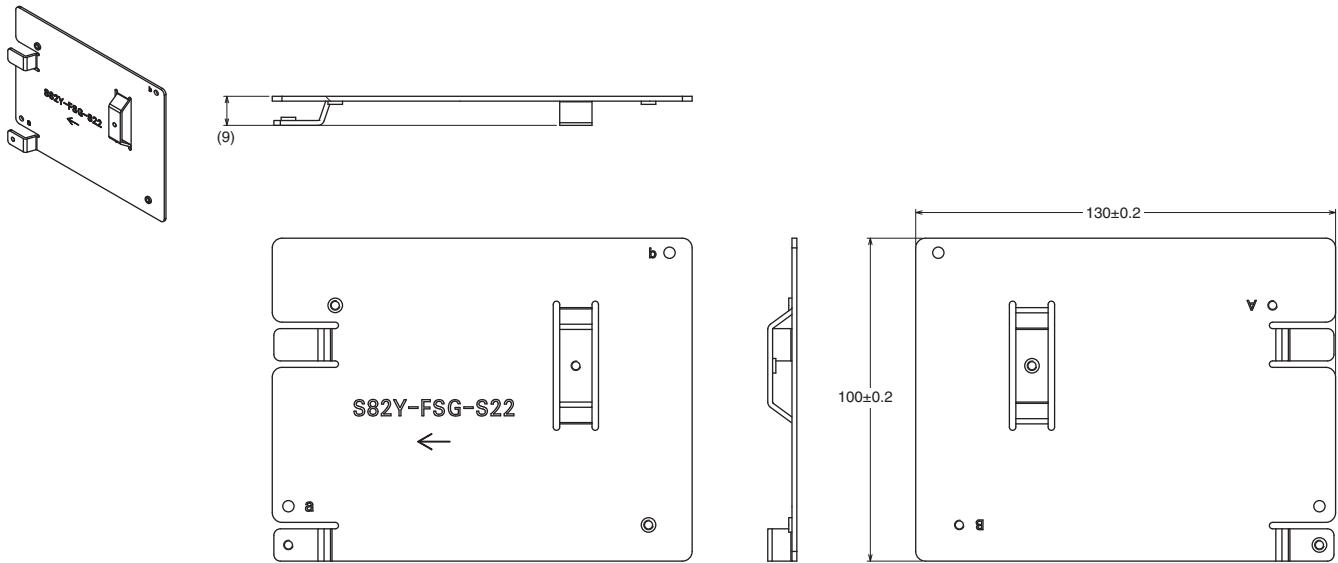
### Mounting dimension differences before/after replacement

#### S8JX-P600

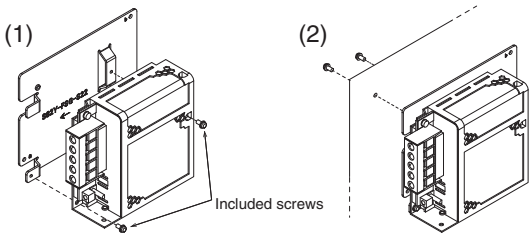


Side mounting

S82Y-FSG-S22

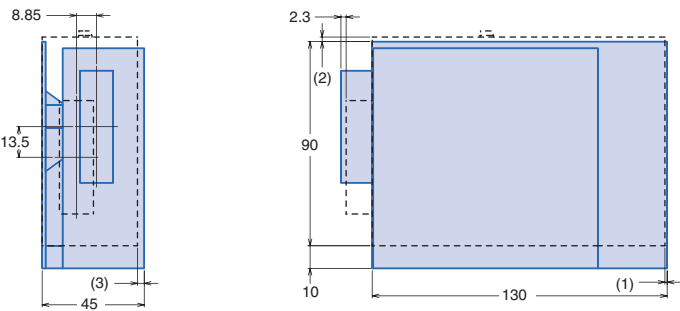


Mounting method



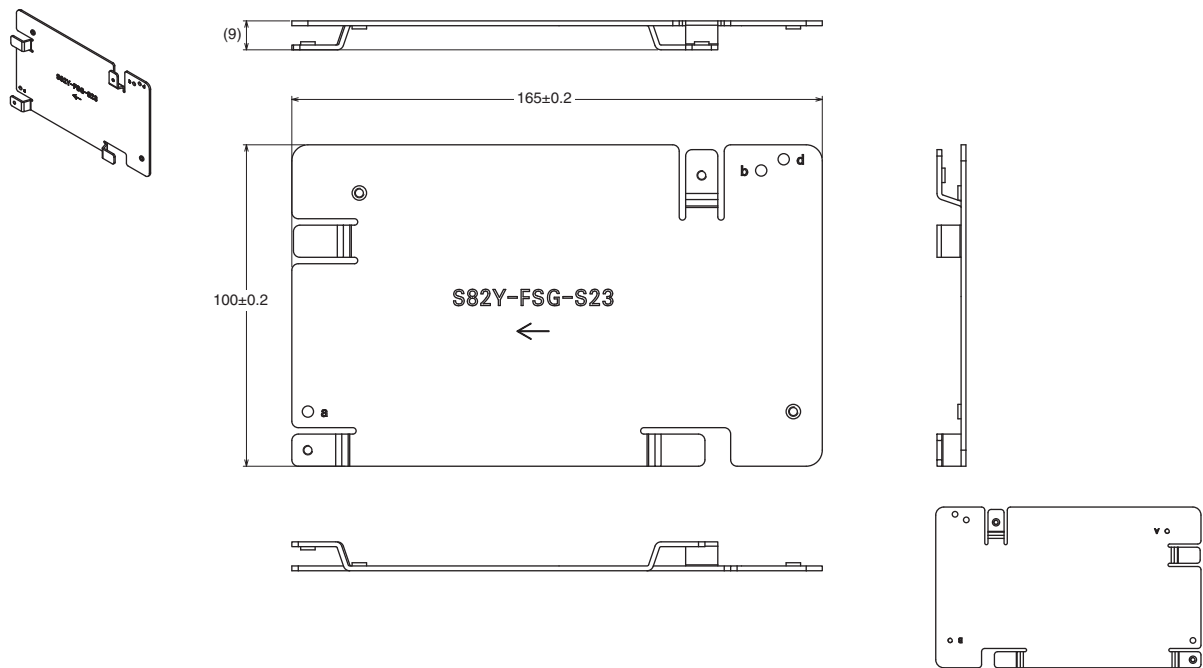
Mounting dimension differences before/after replacement

S8JX-P050

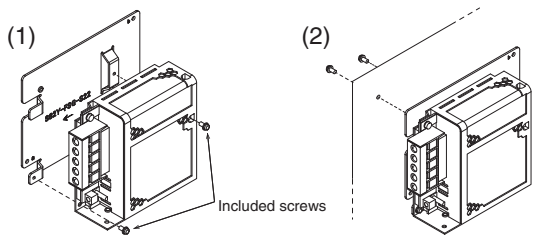


# S8JX-P Series Replacement Brackets

## S82Y-FSG-S23



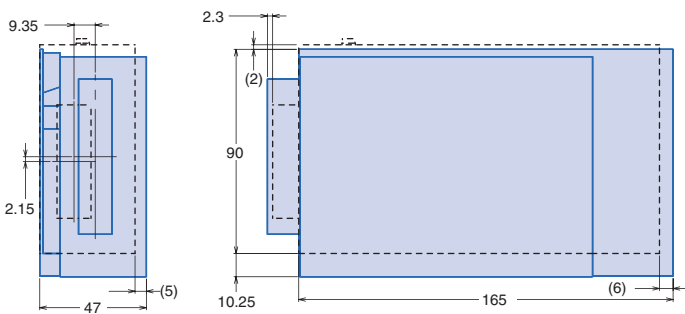
### Mounting method




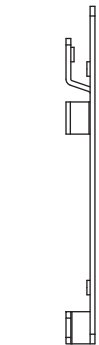
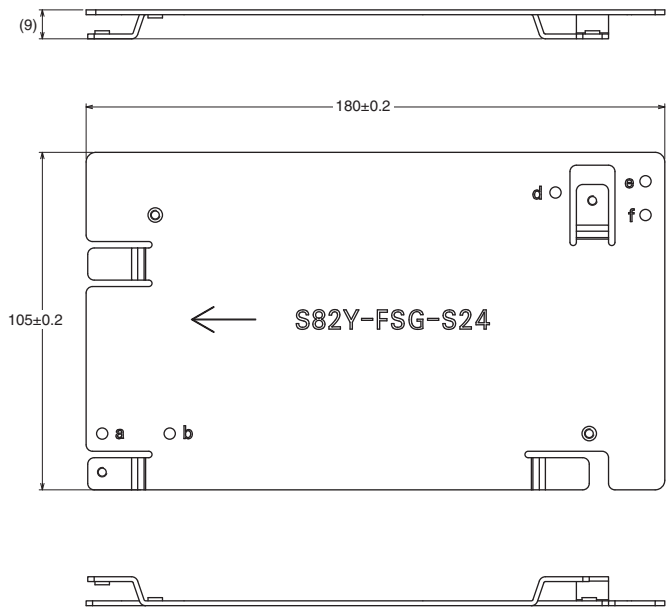
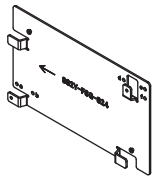
**Note:** The figure above shows the mounting direction for S82Y-FSG-S22, a similar product. The shape of S82Y-FSG-S23 will be slightly different.

### Mounting dimension differences before/after replacement

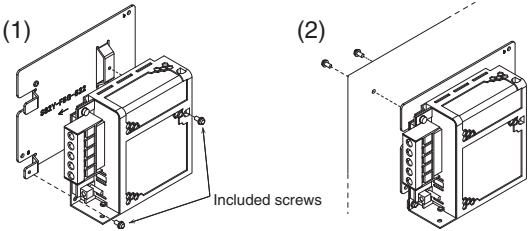
#### S8JX-P100



## S82Y-FSG-S24



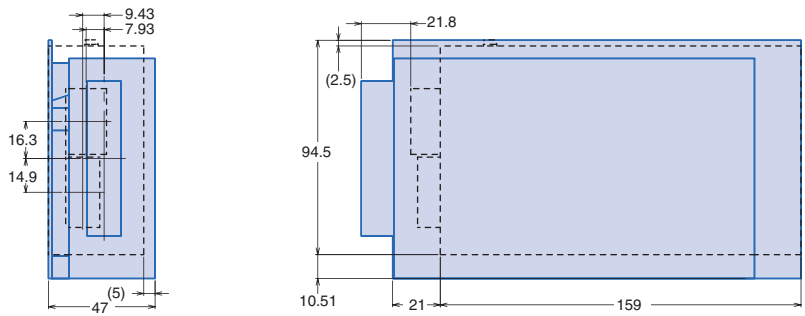
### Mounting method



**Note:** The figure above shows the mounting direction for S82Y-FSG-S22, a similar product. The shape of S82Y-FSG-S24 will be slightly different.

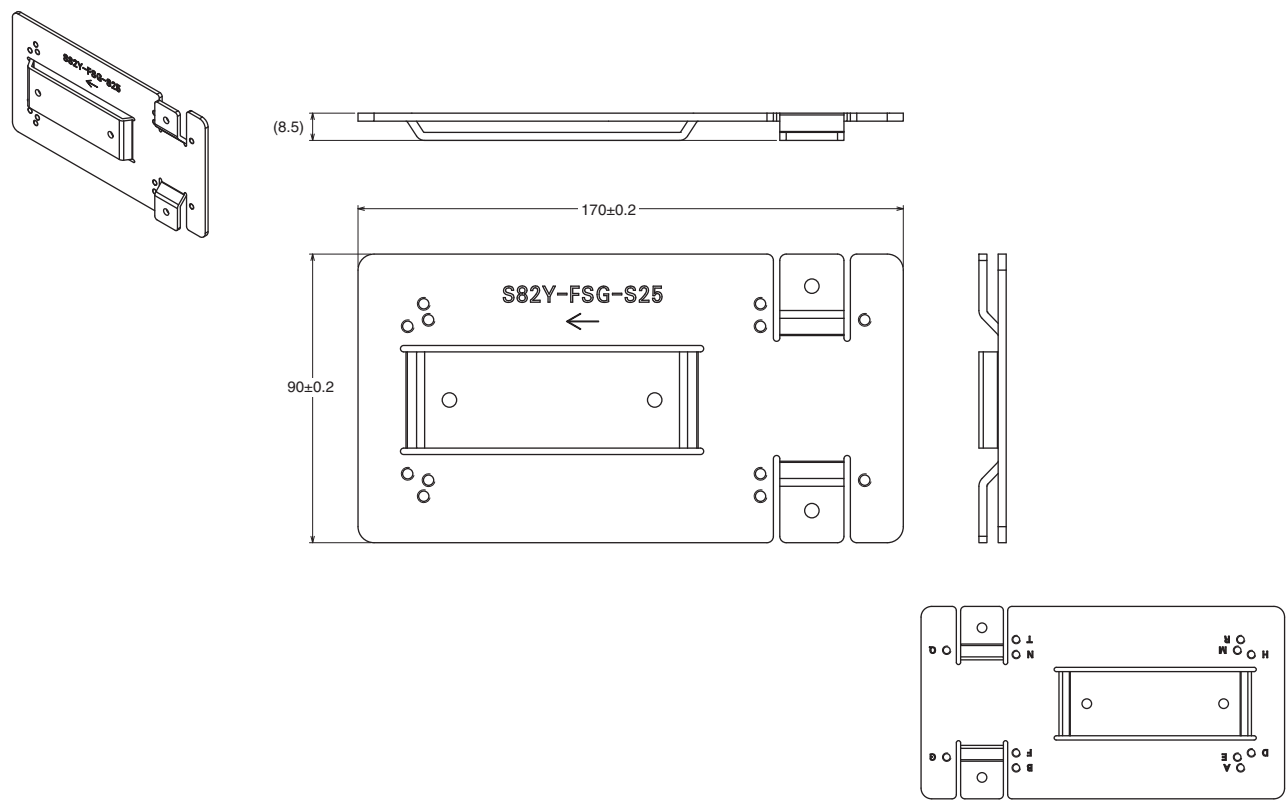
### Mounting dimension differences before/after replacement

S8JX-P150

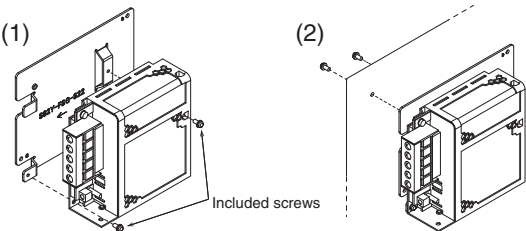


# S8JX-P Series Replacement Brackets

## S82Y-FSG-S25



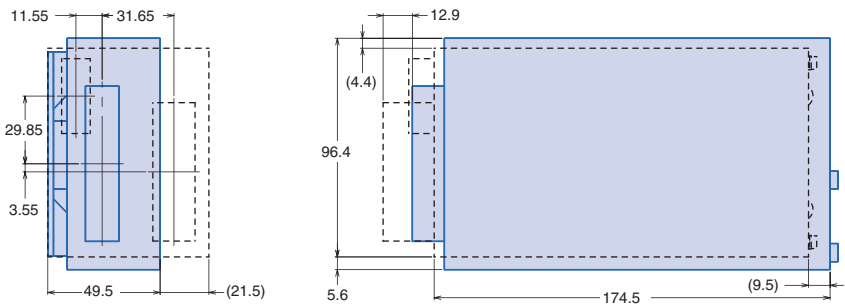
### Mounting method



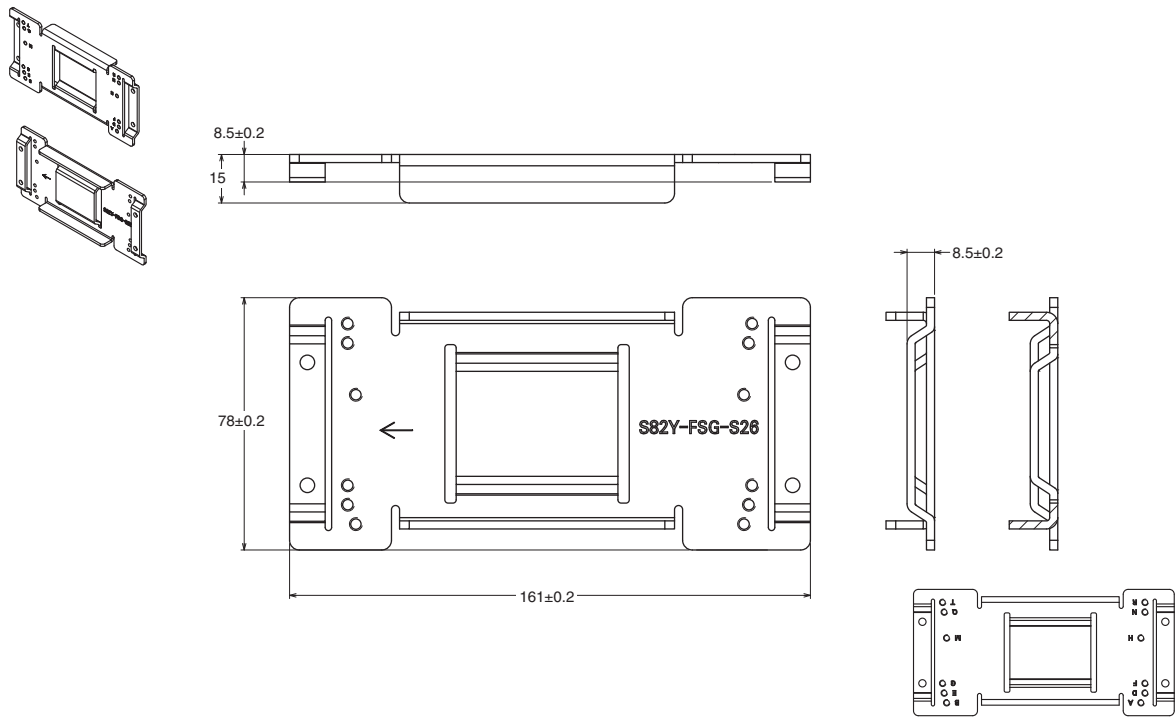
**Note:** The figure above shows the mounting direction for S82Y-FSG-S22, a similar product. The shape of S82Y-FSG-S25 will be slightly different.

### Mounting dimension differences before/after replacement

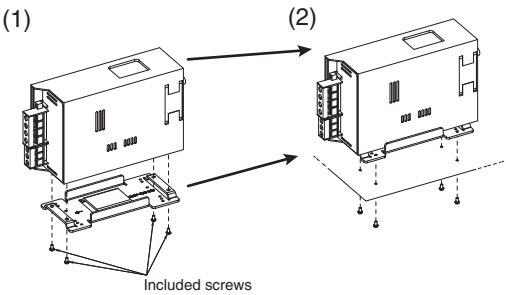
#### S8JX-P300



**S82Y-FSG-S26**

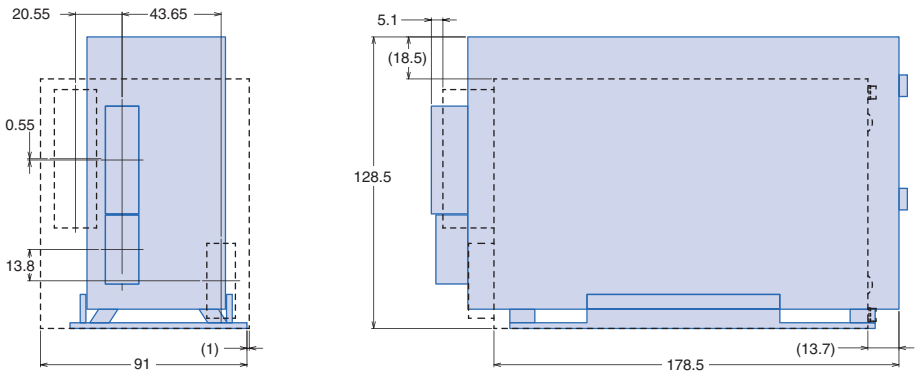


**Mounting method**



**Mounting dimension differences before/after replacement**

**S8JX-P600**



# Terms and Conditions Agreement

## **Read and understand this catalog.**

Please read and understand this catalog before purchasing the products. Please consult your OMRON representative if you have any questions or comments.

## **Warranties.**

- (a) Exclusive Warranty. Omron's exclusive warranty is that the Products will be free from defects in materials and workmanship for a period of twelve months from the date of sale by Omron (or such other period expressed in writing by Omron). Omron disclaims all other warranties, express or implied.
- (b) Limitations. OMRON MAKES NO WARRANTY OR REPRESENTATION, EXPRESS OR IMPLIED, ABOUT NON-INFRINGEMENT, MERCHANTABILITY OR FITNESS FOR A PARTICULAR PURPOSE OF THE PRODUCTS. BUYER ACKNOWLEDGES THAT IT ALONE HAS DETERMINED THAT THE PRODUCTS WILL SUITABLY MEET THE REQUIREMENTS OF THEIR INTENDED USE.

Omron further disclaims all warranties and responsibility of any type for claims or expenses based on infringement by the Products or otherwise of any intellectual property right. (c) Buyer Remedy. Omron's sole obligation hereunder shall be, at Omron's election, to (i) replace (in the form originally shipped with Buyer responsible for labor charges for removal or replacement thereof) the non-complying Product, (ii) repair the non-complying Product, or (iii) repay or credit Buyer an amount equal to the purchase price of the non-complying Product; provided that in no event shall Omron be responsible for warranty, repair, indemnity or any other claims or expenses regarding the Products unless Omron's analysis confirms that the Products were properly handled, stored, installed and maintained and not subject to contamination, abuse, misuse or inappropriate modification. Return of any Products by Buyer must be approved in writing by Omron before shipment. Omron Companies shall not be liable for the suitability or unsuitability or the results from the use of Products in combination with any electrical or electronic components, circuits, system assemblies or any other materials or substances or environments. Any advice, recommendations or information given orally or in writing, are not to be construed as an amendment or addition to the above warranty.

See <http://www.omron.com/global/> or contact your Omron representative for published information.

## **Limitation on Liability; Etc.**

OMRON COMPANIES SHALL NOT BE LIABLE FOR SPECIAL, INDIRECT, INCIDENTAL, OR CONSEQUENTIAL DAMAGES, LOSS OF PROFITS OR PRODUCTION OR COMMERCIAL LOSS IN ANY WAY CONNECTED WITH THE PRODUCTS, WHETHER SUCH CLAIM IS BASED IN CONTRACT, WARRANTY, NEGLIGENCE OR STRICT LIABILITY.

Further, in no event shall liability of Omron Companies exceed the individual price of the Product on which liability is asserted.

## **Suitability of Use.**

Omron Companies shall not be responsible for conformity with any standards, codes or regulations which apply to the combination of the Product in the Buyer's application or use of the Product. At Buyer's request, Omron will provide applicable third party certification documents identifying ratings and limitations of use which apply to the Product. This information by itself is not sufficient for a complete determination of the suitability of the Product in combination with the end product, machine, system, or other application or use. Buyer shall be solely responsible for determining appropriateness of the particular Product with respect to Buyer's application, product or system. Buyer shall take application responsibility in all cases.

NEVER USE THE PRODUCT FOR AN APPLICATION INVOLVING SERIOUS RISK TO LIFE OR PROPERTY OR IN LARGE QUANTITIES WITHOUT ENSURING THAT THE SYSTEM AS A WHOLE HAS BEEN DESIGNED TO ADDRESS THE RISKS, AND THAT THE OMRON PRODUCT(S) IS PROPERLY RATED AND INSTALLED FOR THE INTENDED USE WITHIN THE OVERALL EQUIPMENT OR SYSTEM.

## **Programmable Products.**

Omron Companies shall not be responsible for the user's programming of a programmable Product, or any consequence thereof.

## **Performance Data.**

Data presented in Omron Company websites, catalogs and other materials is provided as a guide for the user in determining suitability and does not constitute a warranty. It may represent the result of Omron's test conditions, and the user must correlate it to actual application requirements. Actual performance is subject to the Omron's Warranty and Limitations of Liability.

## **Change in Specifications.**

Product specifications and accessories may be changed at any time based on improvements and other reasons. It is our practice to change part numbers when published ratings or features are changed, or when significant construction changes are made. However, some specifications of the Product may be changed without any notice. When in doubt, special part numbers may be assigned to fix or establish key specifications for your application. Please consult with your Omron's representative at any time to confirm actual specifications of purchased Product.

## **Errors and Omissions.**

Information presented by Omron Companies has been checked and is believed to be accurate; however, no responsibility is assumed for clerical, typographical or proofreading errors or omissions.



**OMRON Corporation    Industrial Automation Company**  
Kyoto, JAPAN

**Contact: [www.ia.omron.com](http://www.ia.omron.com)**

***Regional Headquarters***

**OMRON EUROPE B.V.**

Wegalaan 67-69, 2132 JD Hoofddorp  
The Netherlands  
Tel: (31)2356-81-300/Fax: (31)2356-81-388

**OMRON ASIA PACIFIC PTE. LTD.**

No. 438A Alexandra Road # 05-05/08 (Lobby 2),  
Alexandra Technopark,  
Singapore 119967  
Tel: (65) 6835-3011/Fax: (65) 6835-2711

**OMRON ELECTRONICS LLC**

2895 Greenspoint Parkway, Suite 200  
Hoffman Estates, IL 60169 U.S.A.  
Tel: (1) 847-843-7900/Fax: (1) 847-843-7787

**OMRON (CHINA) CO., LTD.**

Room 2211, Bank of China Tower,  
200 Yin Cheng Zhong Road,  
PuDong New Area, Shanghai, 200120, China  
Tel: (86) 21-5037-2222/Fax: (86) 21-5037-2200

**Authorized Distributor:**

© OMRON Corporation 2018 All Rights Reserved.  
In the interest of product improvement,  
specifications are subject to change without notice.

CSM\_2\_1\_0818

**Cat. No. T217-E1-01**

0618 (0618)